



2007 - 2008

MONTESSORI SCHOOLS

vol. 24 no. 2



PARENT NEWSLETTER



BE SAFE!

www.mehermontessori.org

october 07



Extra, Extra Read all about it! There's a lot happening now at Meher Montessori School. We have a number of important events occurring soon and some new activities that have just gotten underway.

Red Ribbon Week

Our school is celebrating Red Ribbon Week this year the week of October 22–26. It is our annual opportunity to join with schools all over the country to promote healthy bodies and minds through a life without illegal drugs. The anti-drug message is tailored for each classroom given the age range and overall maturity level.



Halloween Day

Our annual Halloween celebration will take place on Wednesday, October 31st. Each class will have its own party and will join one of two costume parades. The primary children in Mrs. Thomas', Mrs. Weerakkody's and Mr. Page's classes will have their parade from 8:45–9:00. They will change to regular clothes after the parade.


The elementary children in Mr. George's class and



Mr. Harrod's will have their parade from 9:00–9:15. A flyer will be going home soon with more information.

Parent Conferences

Our first round of Parent Conferences will begin the week of November 5. A special flyer about Parent Conferences will be sent home soon.



Picture Day

Our annual Picture Day is Thursday, October 25th!



Pathfinder Ranch

Mr. Harrod's Class at Pathfinder Ranch November 5–November 9!

FUNDRAISER RESULTS

Congratulations!

A big thank you to all the families, friends and staff that supported our Innisbrook fundraiser and have given donations! This year our total sales were **\$14,743! Our highest total sales ever in the history of Meher Montessori!!!** Our school will benefit over \$7,371 for our classrooms. The Monterey Park school sold over \$12,070 and the Altadena school sold over \$2,231 and the current internet sales was \$442 making our total sales over \$14,743.

Congrats **Roxanne Fariñas!** She is the top seller for the entire school. Roxanne sold over \$737, therefore, she is the grand prize winner of the Ipod Nano! Roxanne Fariñas is a student in Mr. George's class. The top seller in each class was **Miranda Rojas** in (Mrs. Thomas' class), **Rene Gallegos** in (Mrs. Weerakkody's class), **Timmy Yoshida** in (Mr. Page's class), **Roxanne Fariñas** in (Mr. George's class), **Dana Tsuruta** in (Mr. Harrod's class), and **Alexandra Plyer** in (Ms. Wildhaber's class) from Altadena. Our top sellers for each class

will receive 4-AMC Movie Tickets good for any family outing.

Congratulations also goes out to **all!** Our top classroom sellers are from **Mrs. Thomas' class**. They sold over \$3,881. Mr. George's class sold over \$3,067, Mr. Page's class sold over \$2,007, Mrs. Weerakkody's class sold over \$1,794, Mr. Harrod's class sold over \$1,321, and Altadena's classes sold over \$2,231. What a wonderful effort from everyone!

An additional thank you for the families of **Sofia Gonzalez, Julia Hernandez, Ryan Lee-Nguyen, David Ramirez, Miranda Rojas, Rene Gallegos, Isabel Pan, Ethan Lepe, Timmy Yoshida, Roxanne Fariñas, Sofia Huh, Eric Kwei, Ernesto Lopez, Samuel Alvarado, Daniel Pedroarias, Annais Rojas, Dana Tsuruta, Alexandra Plyer, Bermudez and Althea Wildhaber** for selling more than 24 items!

Congratulationseveryone! Thank you for all your support!

S C H O O L
C E N T E R S



**HELP OUR SCHOOL
WIN \$250 TO \$2500!**

Remember to bring your original Montebello Town Center receipts dated since September 15, 2007 to the Guest Services Center located in Center Court near Macy's Home.

Schools receive ten (10) points for every dollar spent at any store, restaurant, eatery or vendor cart at Montebello Town Center (purchases made at JCPenny, both Macy's stores and Mervyn's receive five (5) points). All receipts are returned immediately.

View current point and flyer information online at www.montebellotowncenter.com or for additional information call (800) 539-3273.

Mrs. Thomas' Class

Our "Back to School Night" was on the 20th of September and was well attended. Thanks to all the parents who made the special effort to be there. We discussed some important rules and regulations pertaining to our classroom such as bringing the child to school on time, marking the child's clothing and lunch

box with his or her name so that the child can recognize his or her things with much ease. We also discussed why toys, jewelry and money should not be encouraged to bring to school. Other issues were also a part of our discussion. Some of our returning parents enthusiastically and proudly discussed their own children's progress and advancements made during their Montessori years, thus making the new parents comfortable with their decision in choosing "Montessori" education for their child, any doubt that cropped up in their mind was just cleared and gave them added hopes and enthusiasm.

We have the same room parents as last year. They are Tiffany's mom, Mrs. Louie and Harsh and Yash's mom, Mrs. Bhagat. Along with them we have Jennifer's dad who

volunteered to be our room parent. Thank you to our room parents for such a wonderful help rendered last year and I am very certain that we can look up to you this year too.

By the way, we had 100% participation on our first school shirt of the year. I hope we can keep up this winning trend for the rest of our school year. Thank you dear parents for your help and cooperation.

In the classroom we have added some new exercises of practical life activities more suitable for the younger and the new children. They enjoy working with them very much and also a little older children are being introduced to numbers and phonics. Everyone is getting a hand on the punching activity which helps them to refine their small motor control, right now the children are punching autumn leaves and jack-o-lanterns as a project for autumn and Halloween.

The older children are way passed phonics. They are into reading short and long words. Some are even trying to read the States of the United States. They all know the continents of the world and have colored the world



map and marked the continents in their own handwriting. This batch of graduates like to write and read a lot. They are also doing addition with the strip board and the control charts. All in all our classroom is a happy place. Everybody is busy working in a positive way in a happy environment.

Halloween is around the corner. We will start working on our Halloween projects very soon. A flyer will be sent to you in detail about the costume parade and the Halloween party..

Right after our first play time Mrs. Ruvalcaba is taking the children in our class for 15 minutes of finger songs and activities. The children enjoy that time very much. Thank you Mrs. Ruvalcaba.

Wishing our children and parents a very happy and safe Halloween.

Love from all of us,
Mrs. Thomas' class

Dear Parents,

The month of September was very eventful and went by very fast. All the new students have settled down to the classroom routine. The older students are marching along steadily. We are doing advanced math and language work. Jade, Venus and Nishtha completed their maps of the world. A few more are working on it and will complete them soon. Erica, Brandon and Isaac are working on the North America map. I am very proud of them.

The younger group of children are working on their printing of letters and numbers. They are showing a lot of progress.

The Back to School Night was well attended. I was very glad to see many parents that night. I hope it was informative to your families.

We had a few fun birthday parties. We had David Treto's party in September. We were given a large piñata which we enjoyed breaking and sent home the goodies. Brandon Oh and Caitlyn Yee celebrated their birthdays in October. If any families would like to celebrate your child's birthday just let me know.

I have to thank each and every family in my class for the very generous donation of supplies sent to us for our cooking projects. They will be put to use in many fun recipes. Thank you once again.

On Wednesday, October 10th



Naolin's dad shared a very special presentation about the history of corn. Where in the world is most of the corn grown? He brought many visual aids. He showed the children on the maps of where most of the corn is grown. It is in Mexico, China and Brazil. He had a projector with all the pictures for the children to see. They had an opportunity to touch different kinds of corn and corn products. They also got a chance to grind some grain. We ended the presentation with popping corn and having it for snack. Thank you Mr. Crosthwaite for giving us your time. We learned a lot. This was also in celebration of The Mexican Heritage month. We also learned about various Indian tribes that lived in Mexico.



We now have our aquarium set up with fish and a few pretty ornaments. The children are really enjoying it. Thanks again to the Ordaz family for the donation of the tank.

In our cooking projects we made and decorated cup cakes. We had a great experience of churning whipping cream into fresh butter. All the children had a chance to shake the containers till it separated into butter and buttermilk. On Friday the 12th of October, we made pancakes with the buttermilk. We got to taste the fresh butter with bread. It was a great experience and a yummy one.

We learned about Christopher Columbus and how he found new land when he came to the Bahamas. The children will learn about spices,

jewelry and gold.

Halloween is coming soon. You will be notified about the parties in a few weeks.

We made 100% for our School Shirt Day for September. The children will be treated to an ice cream sundae on Monday, October 15th.

The School Shirt Day for October is on the Friday the 26th. Please help our class and remind your child to wear their school shirt on that day.

My assistants Ms. Martinez and Ms Mills are a great help for the smooth operation of the class. I would like to personally thank them for it.

I thank all you parents for the support given to me to make it possible for me to give my best to your children. If you have any questions please come and speak to me. Have a happy and safe Halloween.

With Love,
Mrs. Weerakkody
Ms. Martinez
Ms. Mills

P.S. Mrs. Ruvalcaba has a group lesson for our class for one half hour and she is incorporating spanish in the form of games, songs and various other words and small sentences. This gives the children a chance to use the language. Thank you Mrs. Ruvalcaba.



Mr. Page's Class

It's October and our classroom is doing very well. Ms. Peña, Mrs. Rivera and I are quite happy with the progress our classroom is making. We have a great group of children who are happy and learning at a fast pace.

All our older children are reading in at least a beginning phase, and many are reading at much more sophisticated level...learning good word-attack skills. After they learn the sounds that letters make, they start to decode words into those sounds and soon discover that they can read simple 3 or 4 letter phonetic words.

From there they progress to "phonograms." Phonograms are combined letters with regular difficulties. They are a step beyond the basic phonetic sounds. For instance, they must learn that when they see the letters "s" and "h" together, they make one sound: the shushing sound of a parent with a finger in front of their lips who is quieting a child.

The children gradually learn a couple dozen of these, i.e. "ee," "th," "ar," and even harder ones where the phonogram letters are separated by another letter like the "silent e" phonogram giving long vowel sounds in "flute," "make," "like" and "hope."

Then as they get better and better at the early stages of reading they learn that many English words aren't phonetic in the least and require memorization – not sounding out.

These are words like, "the," "once" and "through."

The Montessori Method has a comprehensive reading program that the children absorb and learn in a simple, happy and thorough manner. As they slowly get better and better their self-confidence grows and their self-esteem skyrockets as they've finally come to decode some of the mysteries of reading!

We had our first Pizza Party of the year. The children were very excited. It was due to our having 100% participation in the recent School Shirt Day. Last year we had 100% each month, so we're hoping to set a new record of two years in a row!

Nicholas's mother, Cathy has been working with our children. She made a wonderful fruit salad with them, which the children loved. Do you have a talent or something you wish to share with the children? Just ask Mr. Page before or after school or send him an email: jpage@mehermontessori.org

With love from Meher,
Mr. Page, Ms. Peña and Mrs. Rivera



HAPPY HALLOWEEN!

Tobacco Horn Worm

Two songs for you and your children to sing:

I've been workin' on the railroad

*I've been workin' on the railroad,
All the livelong day.
I've been workin' on the railroad,
Just to pass the time away.
Can't you hear the whistle blowing?
Rise up so early in the morn.
Don't you hear the captain shouting?
"Dinah, blow your horn?"*

*Dinah, won't you blow,
Dinah, won't you blow,
Dinah, won't you blow your horn?
Dinah, won't you blow,
Dinah, won't you blow,
Dinah, won't you blow your horn?*

*Someone's in the kitchen with Dinah.
Someone's in the kitchen, I know.
Someone's in the kitchen with Dinah
Strumming on the old banjo.*

*Fee, fie, fiddle-e-i-o.
Fee, fie, fiddle-e-i-o-o-o-o.
Fee, fie, fiddle-e-i-o.
Strumming on the old banjo.*

The Animal Fair

*I went to the Animal Fair
The birds and the bees were there
The old raccoon by the light of the moon
Was combing his auburn hair*

*The monkey – he got drunk
And fell on the elephant's trunk
The elephant sneezed – ACHOO!
Feel on his knees
And what became of the monk, the monk,
the monk*



On Friday, October 12th, Mr. Yoshida (Timmy's dad) brought a couple of Tobacco Horn Worms for the class to view. The kids were

excited to see these big worms. These worms were found in the backyard of a vegetable garden feasting on some delicious tomatoes. These worms will soon weave a cocoon around themselves, and will eventually become a Shinx Moth. It is interesting to note some of the children had been studying these worms from the science cards. A Tomato Hornworm is very similar to the Tobacco Hornworm, the Tomato Hornworm has eight whitish "V" shaped marks laterally and the Tobacco Hornworm has seven straight whitish lateral lines.

Mrs. Yoshida

Mr. George's Class

Dear Parents,

We celebrated Columbus Day with daily readings and pictures of his voyages to America. Five reading books were distributed around to the class.

Our science class was entertained by Isabella Alvarez and her erupting big volcano made at home. With the use of vinegar, baking soda and red liquid soap the eruption excited the children.

Home work has helped my math students immensely. Some of my 2nd and 3rd grade students have completed over 30 sheets of math in their composition book. With the exception of my advanced 3rd graders, a lot of lessons with the DSM (Decimal System Material), the stamps, dot game, checkers-board and division board have been presented.

A lot of grammar work on nouns, adjectives, verbs, and sentence construction has been presented to my 1st and 2nd graders along with the tin cans of the Kellogg trucks, Flintstones, Soldiers, Workers and Players.

In history, my 3rd graders have studied 1 of 3 timelines of Ancient Man to Modern Man. We discussed the main topics of each period.

My 3rd graders enjoyed their trip to the Getty Museum. I have to

go and see the great Impressionist paintings.

Sincerely,
Mr. George
Ms. Thames


Mr. Harrod's Class

This is being written Monday, October 15. Our miniature hamster, Rick, died over the weekend. We buried him where his decomposed body will provide nutrients for the plants that are in the area. The children were very serious during the burial. Many of the children really liked playing with Rick, Thank you, Rick, for helping the children to have a concern for and love of animals.

The children are studying maps. Four children, Michael, Eli, Jessica, and Jordan (the only 4th grader) have passed the countries of each continent, the states of the U.S. and Mexico, the countries of each hemisphere and all the countries of the world. The other children are working toward the same thing with the four who have already achieved knowing all the maps.

The children have caught up with where they were when they left school last June. Like anybody else, children forget things they have not had contact with for two-and-a-half to three months. This year's class has worked hard and has caught up sooner than usual.

We have had two great field trips: the Getty and the Tree People. At the Getty we had a great teacher. She was enthusiastic and very knowledgeable



in helping the children to look at the paintings, tapestries and sculptures in detail. The children surprised me with their knowledge of Greek and Roman



mythology, especially Miles. Often times a Montessori teacher is surprised by what the children in his class know, because at certain times children are allowed to search, investigate, read and learn about

the different educative things in his creative classroom environment. In a Montessori classroom the teacher surprises the children in their work with the Montessori materials. the children work with their hands and their mind to gain mastery of what all schools teach, but Montessori children have the opportunity to investigate further, to pursue something that interests them.

The Tree People is an organization that helps to beautify our city and to teach people (school children included) how to live in a city without degrading the earth we live on. The children learned about the O_2 - CO_2 cycle. The more plants – the more O_2 – the less CO_2 in our atmosphere – therefore the less global warming. The children learned about the things that go through the storm drains and into the ocean, including motor oil and trash in the streets. The children saw how to avoid letting these things pollute our ocean and beaches. What behavior makes for more landfills versus reusing, recycling and not

buying items that are over packaged. Read the newspaper on the computer verses buying one that causes trees to be chopped down to make the paper that newspapers are printed on. The children came back from the Tree People smiling and happy.

Our class started a program on conflict resolution. Some of the children are reading **“Uncle Tom’s Cabin”** the book that introduced so many people worldwide to American slavery.

Jessica, Desiree, Annais and Dave Harrod

A Day at The Getty

On Thursday, October 11th the Third Graders from Mr. George’s Class joined Mr. Harrod’s Class on a special trip to the Getty Museum. The twenty-seven children were accompanied by nine parents and staff members who were drivers and chaperones for this day trip.

Once again everyone attending seemed to learn a lot while having a great time. On the day following the trip, I asked Mr. Harrod and the children to



write down some strong impression they had from their time at the Getty. Here are some of the comments of those who were on the trip, starting with Mr. Harrod. “Cement and stone buildings are

hard, cold and monumental. Paintings and sculptures are warm, soft and personal. I like warm, soft and personal. Also, I like children learning a lot, which

Upper Elementary Field Trip to the J. Paul Getty Museum

they do at the Getty.”

- Dana, Soul and Adan said they especially liked seeing the “Wheatstack” painting by Claude Monet.
- Adriel and Vicente mentioned that their favorite impression was the painting of the “Iris” by Vincent Van Gogh.
- Daniel and Ernesto liked the paintings of the fruit.
- Travus, Roxanne, Xavier and Ernesto liked seeing the fossils imprinted in the blocks of marble that the buildings were made out of.
- Sofia Huh, Samuel, Sophia Gonzales, Annais and Renae especially enjoyed the Getty gardens.
- Desiree and two other children mentioned how much they enjoyed the tram ride.
- Miles especially liked the talk about

mythological creatures and the gods.

- Elias liked the metal carvings of Hermes riding Pegasus.
- Taylor liked everything but the gift shop was the best!
- Gabriella liked looking at all of the art works. She also enjoyed going to the gift shop and the purchase that she made of a book that told how to create window art.
- Livette said she liked everything and that she had lots of fun being partners with Mrs. Shaeffer for the day.
- Isabella’s comment was “I loved the Getty.”

I think you get the idea, we all had a good time. Enough said!

Gail Shaeffer
Art Teacher and Getty Trip
Coordinator



After School Art Class

On October 16th we will have completed the fifth art class in our first six week session for this new school year. In the last few weeks, we have been doing exercises that are to help develop the children's awareness of line drawing. This week the oldest group will be doing cylinder studies and the younger group will make drawing designs that show wavy, looped, curly, scalloped, angled, zigzag and broken lines. All of these exercises are intended to help the children improve their drawing skills.

Next week, at our sixth class we will be creating a special art project for Halloween.

We look forward to doing more activities in the next six week session to help the children with their drawing and we will also be doing special projects for the holiday season.

Gail Shaeffer and Linda Yoshida

Primary Daycare

During the morning daycare, children that arrive between 7:00 – 7:30 a.m. may bring a **small**, nutritious breakfast to eat in the daycare room. Children that arrive after 7:30 a.m. must have eaten before they get to school.

Our after school daycare program is going well. We are preparing for Halloween with fun arts and crafts and special story times.

Daycare Staff

Ms. Muñoz's Computer Class

Hello everyone! Our first computer groups of the new year started out smoothly. Both groups were excited to begin their web pages. Our first two groups are The Fascinating Flying Bunnies and School Of Rock. They have begun working with Mavis Beacon to improve their typing skills and are using iWeb to create their page. After they finish typing their info into their page they will work on the design of their page before scanning in photos to use. All the children are catching on quickly and working hard.

Ms. Muñoz

Elementary Daycare

Happy Halloween! I hope everyone has a safe and fun Halloween this year. Please make sure you have an adult check your candy before you eat it. In the daycare we will have a contest to guess the weight of the pumpkin who ever wins will be able to take home the pumpkin. So have fun and don't forget to save me some candy.

Ms. Avila



THE PET PERSPECTIVE

Our PET class got off to a rousing start on Saturday the 6th. We have 10 enthusiastic parents! – all committed to becoming better, more effective parents.

Some people think that a class of this sort is for “bad parents.” But nothing could be further from the truth. The fact is that we all have room for growth as parents. A wise and systematic approach that helps that growth can be extraordinarily helpful – especially when it is with a group of people who all want to learn! (It’s a bit like going to the gym and being with a happy group of enthusiastic and dedicated people who want better health – it helps you).

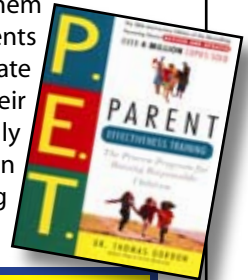
One of the first things parents need to learn – and it’s one of the hardest – is who “owns” a problem. Parents, especially mothers instinctively try and remove any discomfort from their children. A habitual “taking over” of the child’s difficulties develops which makes it more difficult for the child to develop his own problem-solving skills.

Therefore, one of the first skills

that is needed to become a more effective parent is to discern when your child has a problem. Then one needs to learn what is and is not helpful in aiding to its solution. We would all say that we want our children to be independent problem solvers, but so often our own behavior says that we don’t know much about helping them achieve that goal.

PET is a great aid in helping parents discern what is and is not helpful for their child’s emotional and problem-solving growth and

then helping them implement it. Parents who can separate themselves from their children emotionally help in their children developing independence.



**NEXT PET SESSION
BEGINS
FEBRUARY 23, 2008.
DETAILS TO COME.**



OCTOBER EVENTS

MAGIC SHOW

- We all had a marvelous time being entertained by Tim Mannix. The children and adults loved his great sense of humor and his amazing magic. We will definitely have him here again.



our little Montessori School and we got a special treat too!

POPCORN AND A MOVIE

- We will continue to have popcorn and a movie on Fridays at 2:15. All the children will take early naps (12:30 - 2:00) so they can enjoy this special time!

FUNDRAISER

- The fundraiser is over October 4th so all the envelopes should be turned into the office on or before October 4th. We thank you in advance for your support.

PETTING ZOO

- We will have a petting zoo at school Friday October 12th. The petting zoo includes pigs, goats, ducks, chickens, guinea pigs and rabbits. All parents are welcome to come and see the zoo. The time is 10a.m.-12noon. Please let us know if your child is allergic to any of these animals.

T-SHIRT DAY - We had 100% for our first t-shirt day of the fall session. We all had a fun time being proud of



100% PARTICIPATION OF T-SHIRT DAY!



HALLOWEEN – We will have a Halloween parade on Wednesday October 31st starting at 10:30 followed by a potluck lunch. The sign-up for the potluck lunch will be on the coat rack the week of October 15th. We have the children wear funny hats opposed to costumes. The costumes are for the evening activities and they will get ruined at school. If you have any questions about the party please talk to Mrs. Hyde.

MRS. HYDE'S CLASS – The children are all having a wonderful time decorating the classroom for Halloween. There are lots of paper chains, artwork, ghosts, and goblins.

Fall is an exciting time of the year and you can feel how much work is being done and how happy I'm to see so much reading, math and geography being accomplished.

MISS MCRAY is doing an excellent job with the discipline of the classroom and with the follow through of the many lessons of the classroom.

The children loved the special project of making a picture of their family. The pictures were displayed in each classroom with pride.



MISS AVILA – We look forward to Fridays when Miss Avila surprises us with a special treat. We have had grilled cheese sandwiches one Friday and French toast another Friday. The children are thrilled to have a different color of milk everyday -Thanks Miss Avila!

MISS WILDHABER'S CLASS – The children have really settled into the classroom routine beautifully. Its wonderful to see how willing they are to clean up any spills they or their classmates may have made. They really are a warm and loving group of darlings.

T-SHIRT DAY – Our next t-shirt will be Friday November 2nd.

Making Halloween Fun, But Keeping It Safe

Halloween can be a time of great fun for children, but it is also a time when adults who care for children have special concerns about safety. The following tips should help make sure that Halloween is safe without interfering with children's enjoyment.

Treats:

- Encourage children to have fun collecting treats, but tell them to wait until they return home before eating any.
- Inspect all treats and throw out any with torn or unsealed wrappers.
- Homemade treats should be discarded.
- Report any suspicious treats to your local police.
- If your child has allergies, check the ingredient list carefully.

Trick or Treating:

- Set curfews for your children.
- Children should understand that trick or treat only at homes of neighbors they know.
- Check your walkways and lawns for obstacles, and leave your outside lights on.
- Keep pets indoors or confined to any area where they will not interfere with children.
- Younger children should always be accompanied by an adult.

- Consider sharing and planning neighborhood parties as an alternative to trick or treating.

- Check masks to be sure children can see and breathe easily.

- Plan costumes that are flame-resistant and roomy enough to allow the children to dress warmly underneath. Make sure that shoes fit well and that costumes are short enough to prevent tripping.

- Purchase face paints, glues, and glitters made of nontoxic materials. Be aware that some children can have allergic reactions to these products.

- Neonglowsticks and neckbands contain a chemical that is irritating to skin and could be harmful to eyes. Children should not bang, crush, or throw glowsticks or neckbands, and they should avoid doing anything that might release the chemicals.

Jack O' Lanterns:

- Let your child have fun drawing a face on the pumpkin and scraping out the contents, but an adult should do the carving.

- Jack O' Lanterns with candles should be watched carefully and placed where they can't start a fire.

